

NEW!

CE SGS



LAPTORTECH®

Desktop CO2 Laser Engraving Machine
RTL 5



Equipment Advantages

● Programming is a breeze with our advanced DSP digital control system or an optional wireless remote that puts all of the controls right in the palm of your hand. Enjoy multiple interface options with either Mac OS or a Windows PC via Wifi, Ethernet, USB or even an offline USB Flash Drive. The onboard memory makes it convenient to store and execute popular jobs. Or you can take advantage of the handy plugins to launch jobs directly from CorelDraw, AutoCAD and Illustrator.


● RAPTORTECH® is the first in the laser industry to offer an All-In-One solution comprised of an integrated water cooling system, exhaust fan and air assist pump. Couple that with a motorized Z table for greater height clearance, optional rotary devices, a honeycomb table for cutting applications and a front access door for introducing oversized items, and you'll quickly realize why many consider the Mira 5 to be in a class of its own.



DSP




All in one;
Chiller, Fume extractor, Blower




Clean pack design,
protect linear guide rail from dust,
reduce maintenance frequency



Top and Bottom Mobile Tray,
Ball screw Stepper Motor



Auto focus adjustment



5G accelerated Speed,
engraving speed
up to 1.2 meter/Second



LED lighting


Options



Table



Wifi




Rotary

Technical Parameters

Machine Model	RTL 5
Workspace	300*500 mm
Machine Dimensions	900*710*430 mm
Wattage Options	40W / 50W
Machine Weight	125 kg
Driving System	High Speed Digital Stepper Motors
Engraving Speed	0-1200mm/sec
Minimum Engraving Character	1.0mm*1.0mm
Max Engraving Precision	4000DPI
Precision	<=0.01
Cutting Speed	0-680mm/sec
Cutting thickness	0-10mm depend on different material
Z-Axis Travel	100mm_Adjustable
Max.Acceleration speed	5G
Laser Tube	CO2 Glass / RF Metal Tube
Laser power control	1-100% adjustable from software
Air assist	18W Built-In Air Pump
Cooling	34W Built-In Water Pump
Blower	45W Built-In Blower
Power supply	AC 220V single phase - 50Hz/60Hz
Worktable	Honeycomb & Aluminum table
Software	RDworks
Supported Graphics Format	DSP/PLT/BMP/DXF/AI/DWG etc...
Software Compatible	CorelDraw/Photoshop/AutoCAD/All kinds of Embroidery Software
Add-ons	Auto Focus Sensor, WiFi, Rotary Device, Stand, Fume Extractor, Wireless Remote

Cutting Samples



SOTUMA DECO

ADD: 111 Av. Mustapha Mohsen Borj Louzir 2083 Ariana_TUNISIA

TEL: +216 70 69 48 88

FAX: +216 70 69 48 55

WEB: www.sotuma.tn

E-MAIL: contact@sotuma.tn

Machine image for reference only, subject to real product.

